

MIXER GUIDE

Everything you need to know
before deciding your next mixer



Summary

Types of basin mixers and applications:

• Basin Mixer	3
• Tall Basin Mixer	4
• Hob Basin Mixer	5
• 3 Hole Tapware	6
• Wall Basin Mixer	7

Types of shower mixers and applications:

• Shower Mixer	8
• Shower Top Assemblies	9

Types of kitchen mixers and applications:

• Kitchen Mixer	10
• 3 Hole Sink Set	11



Basin Mixers

Basin mixers are regular size taps that offer both hot and cold water from a single spout with a built-in handle.



IT'S RECOMMENDED:

- Mainly for bathroom basins;
- For all types of basins;
- If you have a small area around the basin;
- If you want an option that it is easy to install and clean;
- If you want to give a more modern approach to your bathroom design.




Tall Basin Mixers

Tall basin mixers are a taller option compared to the basin mixers but also offer both hot and cold water from a single spout with a built-in handle.



IT'S RECOMMENDED:

- For pairing with bench-mounted or vessel basins;
- If you want to use the mixer as a statement piece;
- If you have a larger area around the basin;
- If you want an option that it is easy to install and clean;
- If you want to give a more modern look to your bathroom.




Hob Basin Mixers

Hob mixers will also offer both hot and cold water from a single spout. However, most models will come with a curvy long spout and a separated handle.



IT'S RECOMMENDED:

- For a more classic bathroom design;
- If you are using a bench-mounted or vessel basin;
- If you have a large basin area to fit the spout and handle;
- If you want to give your bathroom a more sophisticated look;
- If you plan to also use a hob basin mixer or a 3 hole basin tapware in case of future replacement



3 Hole Basin Tapware

The 3 hole basin tapware will offer both hot and cold water from a single spout, however it will require three holes for the separated handles.



IT'S RECOMMENDED:

- If you want more retro style;
- Or if you want a standard design option;
- Or yet if you want a super sleek design option - when wall-mounting it;
- If you have a large bench space to install it on the bench;
- Or if you have a small bench space and want wall-mount tapware;
- For those who prefer to have full control on the water temperature and flow.



Wall Basin Mixers

Wall basin mixers will offer both hot and cold water from a single spout with a built-in structure to keep spout and handle together, allowing it to be wall-mounted.



IT'S RECOMMENDED:

- If you have a small basin area;
- If you want to save bench space;
- If you want to give your bathroom a more modern look;
- Prefer to have the pipes hidden on the wall instead of having them under the basin;
- For those who prefer to have a one piece wall-mounted mixer instead of a 3 pieces one.





Shower Mixers

A shower mixer is a single handle that regulates the volume and mix of hot and cold water coming from the shower head or hand-shower.



IT'S RECOMMENDED:

- If you want to give your bathroom a more modern look;
- If you want to save on the cost of installations;
- If you prefer a single mixer instead of top assemblies;
- If you also have a hand-shower, some shower mixers will have a diverter to redirect the water to either the shower head or hand-shower.



Shower Top Assemblies

Top Assemblies are two separate handles that allow you to regulate the volume and mix of cold and hot water coming from the shower head or hand-shower.



IT'S RECOMMENDED:

- If you prefer a more classical look;
- If you already had a top assemblies installed before;
- If you prefer to have full control of the water temperature;
- If you want to save up on energy bills by using cold water only without triggering the hot water system.






Kitchen Mixer

Kitchen mixers are taps that offer both hot and cold water from a single spout with a single handle.



IT'S RECOMMENDED:

- If you want to have a variety of styles to choose from;
- If you want to give your kitchen a more modern look;
- For those who want to save on the cost of installations;
- If you want to have control of both hot and cold water by using a single handle;
- If you have small bench space for a 3 hole sink set.




3 Hole Sink Set

The 3 hole sink set will offer both hot and cold water from a single spout, however it will require three or two holes for the separated spout and handles.



IT'S RECOMMENDED:

- If you want more retro style for your kitchen;
- Or if you want a more simple/standard design option;
- If you have a large bench space to install it on the bench;
- Or if you have a small bench space and want to wall-mount your tapware (depending on the model, it is possible);
- If you already had two or three holes on the bench from a previous tapware.



Need personalised help to
choose your tapware?

Visit our showroom!

Gold Coast

Unit 19 / 39-47 Lawrence Drive, Nerang Qld 4211
(Mon-Fri 7:30am-4:00pm)

Brisbane

Unit 5 / 338 Lytton Rd, Morningside Qld 4170
(by appointment only)

buildersworld.com.au

1300 296 753



Builders
WORLD